

**Luiss**

Libera Università Internazionale  
degli Studi Sociali Guido Carli

# Proxy Configuration Guide

## Mozilla Firefox for macOS

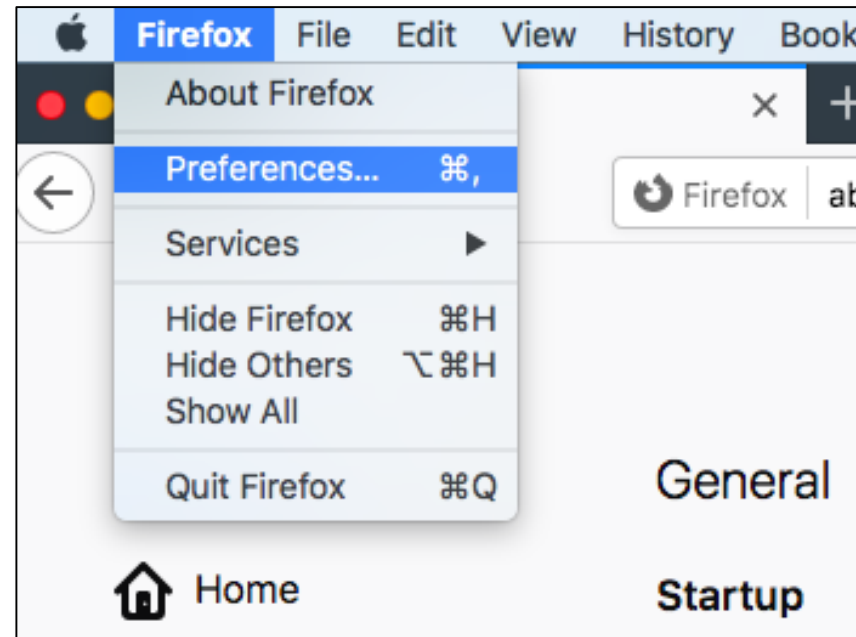
Mozilla Firefox – Version 72.0.2 (64 bit)  
[Last Update: 01/2020]

LUISS



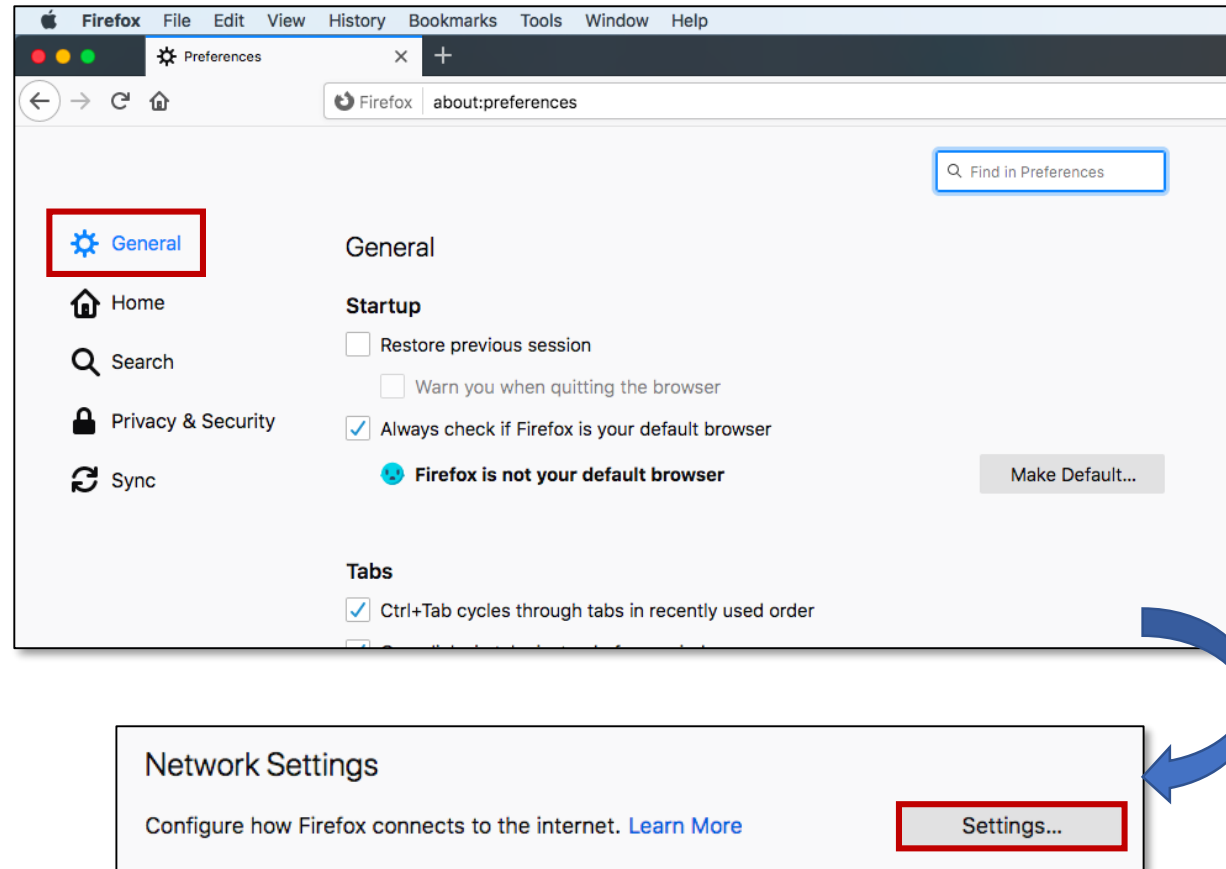
# Library

1. Click **Firefox menu** on the browser toolbar and select **Preferences**:



# Library

2. In the **General** panel, go to the Network Settings and click **Settings**:



# Library

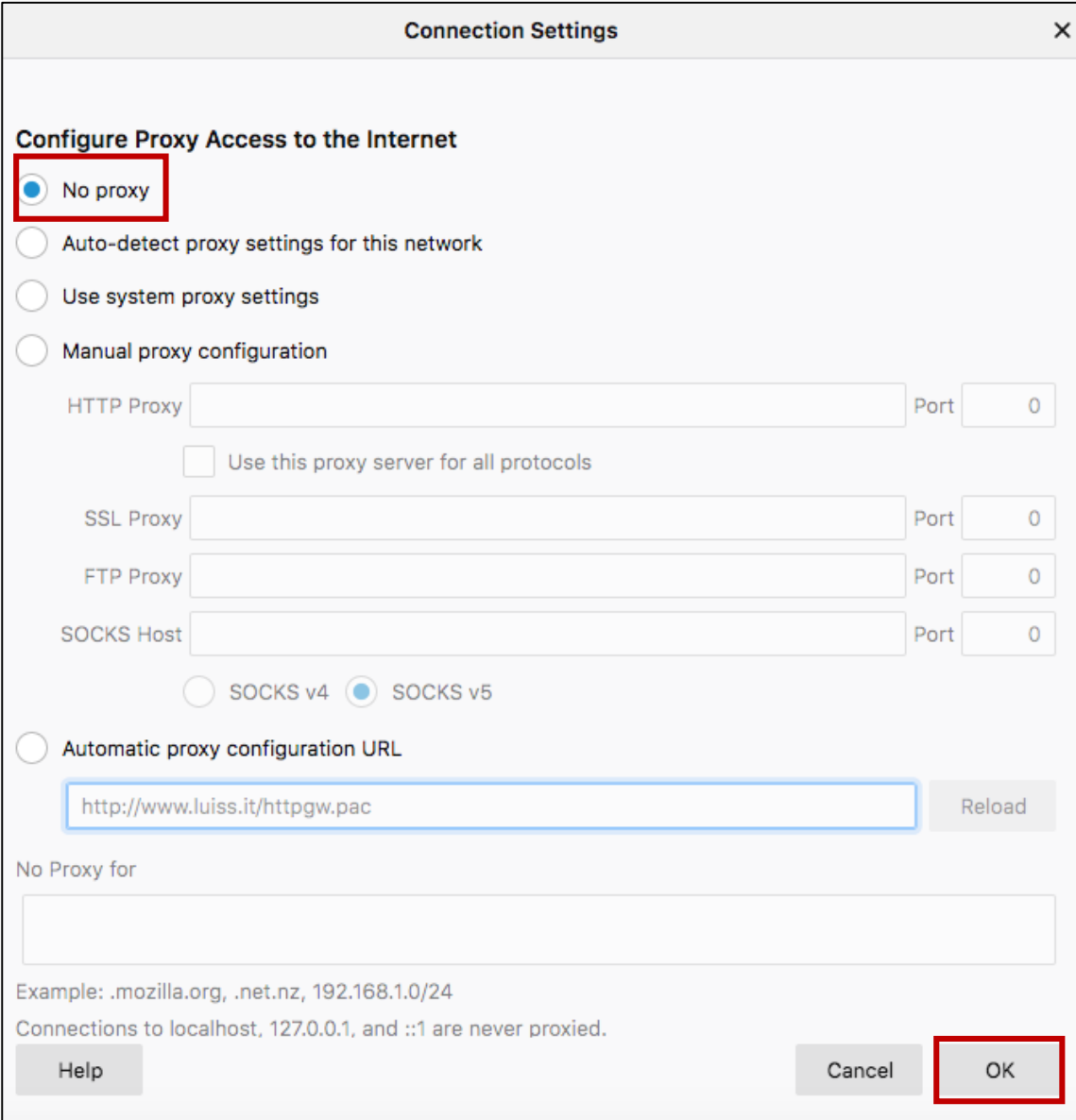
3. In the Connection Settings dialog, choose **Automatic proxy configuration URL** and enter <http://www.luiss.it/httpgw.pac>; then click on **OK**.

The screenshot shows the 'Connection Settings' dialog box with the following elements:

- Configure Proxy Access to the Internet** section with four radio button options:
  - No proxy
  - Auto-detect proxy settings for this network
  - Use system proxy settings
  - Manual proxy configuration
- Fields for **HTTP Proxy**, **SSL Proxy**, **FTP Proxy**, and **SOCKS Host**, each with a corresponding **Port** field set to 0.
- A checkbox for **Use this proxy server for all protocols**.
- SOCKS version selection:  SOCKS v4 and  SOCKS v5.
- The **Automatic proxy configuration URL** option is selected, with a text box containing <http://www.luiss.it/httpgw.pac> and a **Reload** button.
- A **No Proxy for** text box.
- Example text: **Example:** .mozilla.org, .net.nz, 192.168.1.0/24
- Disclaimer: **Connections to localhost, 127.0.0.1, and ::1 are never proxied.**
- Buttons at the bottom: **Help**, **Cancel**, and **OK**.

# Library

To disable proxy, go back to the **Connection Settings** and be sure to check **No proxy**. Click **OK**.



The screenshot shows the 'Connection Settings' dialog box with the following configuration:

- Configure Proxy Access to the Internet**
  - No proxy** (highlighted with a red box)
  - Auto-detect proxy settings for this network
  - Use system proxy settings
  - Manual proxy configuration
    - HTTP Proxy: [ ] Port: [ 0 ]
    - Use this proxy server for all protocols
    - SSL Proxy: [ ] Port: [ 0 ]
    - FTP Proxy: [ ] Port: [ 0 ]
    - SOCKS Host: [ ] Port: [ 0 ]
    - SOCKS v4  SOCKS v5
  - Automatic proxy configuration URL
    - URL:
  - No Proxy for: [ ]

Example: .mozilla.org, .net.nz, 192.168.1.0/24  
Connections to localhost, 127.0.0.1, and ::1 are never proxied.

Buttons:    (highlighted with a red box)